

# BOQ OF FURNISHING FOR UCO BANK, AKBARNAGAR BRANCH

A		FURNISHING WORK	Quantity	Unit	Rate (In Rs.)	Amount (In Rs.)
S. No.		Description				
	a	Providing and fixing <b>GYPSUM BOARD FALSE CEILING</b> in levels as per the detailed drawing - made up of G.I frames as specified by Gypsum India limited and 12mm thick Gypsum board with suitable suspenders fixed to the ceiling. Ceiling section, perimeter channel, suspenders etc. shall be standard sections supplied by Gypsum India LTD. Spacing of intermediate channels shall be at 1200 mm c/c, and ceiling section at 457 mm c/c the work includes taping and jointing, applying primer, two or more coats of plastic emulsion paint of approved shade <u>ICI/ ASIAN PAINTS</u> make, making cut-out for light fixtures, etc. The Final coat shall be done with FOAM ROLLER, and no brush marks should be visible. Providing of perimeter channels/ beading etc. as per drawing complete in all respects.(All measurement in sq.ft. only) ( <u>Suggested Make- SAINT GOBAIN / ARMSTRONG / GYPROCK</u> )	410	SQFT		
	b.	<b>GRID FALSE CEILING (BANKING HALL+ATM)</b>				
		Providing and fixing of false ceilings at all heights of 600 mm x 600 mm x 16 mm <u>ARMSTRONG Mineral Fibre ceiling tiles</u> of type Prima Dune Premier-Beveled Tegular Edge RH-99 laid on Armstrong 15mm exposed grid system. The framework comprise of main runner spaced at 1200mm centers securely fixed to the structural soffit by approved hangers at 1200mm maximum centers. Hangers (GI wire of 4.0mm dia) to be fixed by approved roof plug, level adjusters and screws etc. The last hanger at the end of each main runner should not be greater than 450mm from the adjacent wall. Flush fitting 1200mm long cross tees (with double stitching) to be interlocked between main runners at 600mm centers to form 1200 x 600mm modules. Cut cross tees longer than 600mm to be supported independently. 600mm x 600mm modules to be formed by fitting 600mm long flush fitting cross tees centrally between the 1200mm cross tee.	415	SQFT		
2		<b>PARTITIONS</b>				
	a	<u>Low height Partition</u> Providing & fixing of LOW HEIGHT PARTITION (HT. 4'-6") made of 2" x 2" or similar available size aluminium sectionn 1.5 mm at 2'0" c/c both ways 6mm BWP ply of <u>CENTURY /GREEN</u> Make on both faces finished with 1mm thick laminate of <u>CENTURY/ AMULYA/ GREENLAM</u> Make of approved shade. Till the height of 3'-3" and 1'-3"(10mm thk.)glass on top complete with teak beading, The spirit polishing teak sections of approved shade as per drawing Complete in all respects to the complete satisfaction of the Architect.	146	SQFT.		




b	<b>CASH CABIN PARTITION</b> Providing & fixing of CASH CABIN PARTITION (HT. 7'-6") (partly glazed (6mm glass) as per design), 2" x 2" or similar available size aluminium section 2'-0" c/c both ways 6mm MR grade Ply of CENTURY/ GREEN Make on both faces finished with 1mm thick laminate of CENTURY/ AMULYA/ GREENLAM Make, shade as approved. The work includes providing a 6" x 9" voucher cut out with tray, spirit polishing of shade on woodwork and steam beach beading etc. Including doors but excluding cost of door closers mortise locks. Complete in all respects to the complete satisfaction of the Architect./Engineer.	108	SQFT		
c	Cash Cabin front Partition With 12 mm Glass including fixing. Complete in all respect. Glass Make: Tata- Asahi/ Modifloat/ St. Gobain	16	SQFT		
d	<b>Full height Non Glazed Partition</b> Providing & fixing of FULL HEIGHT PARTITION (HT. 8'-6") made 2" x 2" or similar available size aluminium section [1.5mm]2'0" c/c both ways 6mm BWP ply of CENTURY / GREEN Make on both faces finished with 1mm thick laminate of CENTURY/ AMULYA/ GREENLAM Make of approved shade and shade as approved minimum 10 mm thick glass (4'x3') with itching as required on glazed portion. The spirit polishing teak sections of approved shade as per drawing Complete in all respects to the complete satisfaction of the Architect. Including doors and accesories but excluding cost of door closure.	535	SQFT		
e	<b>PARTLY GLAZED FULL HEIGHT WOODEN PARTITION WITH DOOR FOR MANAGER CHAMBER</b> Supplying & erecting full height door partly glazed wooden door for Manager Chamber as per drawing and conforming to the following specifications <b>Basic Frame Work</b> - Well seasoned Malaysian hard wood section treated with two coats of wood preservatives 2 1/2" x 1 3/4" (minimum) at maximum 2'-0" horizontal or vertical spacing as per site conditions. Vertical Members shall be suitably anchored at floor & ceiling level to ensure rigidity. Exposed frame members in the glazed portions shall be wider spacing (approx 6'-0") or as per instructions Exposed members shall be finished with 1 mm thick laminate sheet of same or combination shade over 12 mm BWR plywood facing including 4 x 6 mm grooves at location as per instructions <b>Skin Membrane</b> - Opaque portion up to 3'-0" from floor level and from false ceiling from floor level with 2 x 6 mm thick BWR grade plywood on each face. With Groove formed at the top layer as per drawing/ instructions <b>Finishing</b> - 6 mm thick clear float glass fixed with continuous steam beech wood glazing beads of approved shape (finished 0'-1 1/4" x 0'-1") all round polished and coated with NC lacquer finish. The rate should also include cost for decorative itching on one side of the glass <b>Hardware</b> - Providing & Fixing door closer & mortise lock with 4" kabja & other misc. hardware.	155	SQFT		
(i)	Knight latch for cash cabin door (Make Godrej)	1	NO.		





	(ii)	Hydraulic Door closer.( <b>Make</b> Godrej/Universal)	4	NO.		
	(iii)	Mortise locks (with handles).(Make Godrej)	2	NO.		
	(iv)	Floor springs for main Entrance Door+ATM.( <b>Make</b> Godrej / Amar/Hardwn)	2	NO.		
3		<b>ENTRANCE DOOR AND WINDOWS</b>				
	a	<b>Main Entrance Door</b> 8'-0" x 4'-0"(All aluminium sections powder-coated).glass for doors: 12mm thick plain glass with etching of logo & Aluminium sections for door shutter :3 1/4"x 1 3/4" x 2mm thick & 18" SS handle, lock & Tower bolts etc. complete in all respects including powder coating. ( <b>Make:</b> Hindalco / Jindal)	70	SQFT		
	b	<b>ATM Main Entrance Door</b> 5'-2" x 8'-0"(All aluminium sections powder-coated). Glass for doors: 6 mm thick glass with etching of logo & Aluminium sections for door shutter: Vertical member 83.5mm x 45mm x 2mm thick, Top and bottom member 85-100mm x 45mm x 2mm thick, Middle member Approx. 83.5mm to 100mm x 45mm x 2mm. 18" SS handle, Lock & Tower bolts etc. complete in all respects including powder coating. Rate should be inclusive of making arrangements for fixing entrance access lock with suitable aluminium box section adjoining the main door and Floor springs.for main entrance door.( <b>Make:</b> Godrej, Universal, Sandhu)	48	SQFT		
4		<b>COUNTERS AND TABLES</b>				
	a	Providing and fixing <b>MANAGER'S TABLE</b> 6'0" x 3'-0" x 2'-6" and the total height of 2'-6" as per detailed drawing, made up of 19mm BWP board of <u>CENTURY/ GREEN</u> approved Make and finished with 1 mm thick laminate of make, and shade as approved, as per detailed drawing. (with 10mm thick glass on table top) Table shall be provided with drawers sliding on telescopic channels ( <u>Ebco/ Godrej make</u> ) and one cabinet with proper locking arrangements and keyboard with telescopic channels ( <u>Ebco/ Godrej make</u> ) . Tabletop shall be finished with 1.0mm thick laminate of approved shade & quality. The work includes providing and fixing of foot rests, shelf for CPU, furniture locks, wire managers, spirit polishing of steam beach/ white cedar beading etc. and all unexposed portion shall be finished with 0.8mm thk laminate from make mentione above. complete in all respects to the entire satisfaction of the Architect/Bank.				
	(i)	Table size: 5'-6" x3'0"x 2'-6" ( <b>Must be kept loose without fixing to the wall</b> )	1	NO.		
	(ii)	Table size: 4'-6" x2'6"x 2'-6" ( <b>Must be kept loose without fixing to the wall</b> )	4	NO.		



b	SIDE CREDENZAS (Must be kept loose without fixing to the wall) Providing and fixing SIDE CREDENZAS of size 2'-6" to 4'-6" x 1'-3" x 2'-6" made of 19mm BWP board <u>CENTURY/GREEN</u> finished with 1 mm thick laminate of approved Make and shade on top, sides and front having two drawers and cabinet below complete with all accessories like locks, handles etc. Teak wood beading on all exposed edges with spirit polish. all unexposed portion shall be finished with 0.8mm thk laminate from make mentione above.	5	NO.		
	PRINTER TABLE				



c	<b>CASH COUNTER</b> Providing and fixing of CASH COUNTER 3'-9" high made up of 19mm BWP board of <u>CENTURY/ GREEN</u> Make and finished with 1 mm thick laminate of <u>CENTURY/ AMULYA/ GREENLAM</u> Make, shade as approved and as per detailed drawing. 2'-6" wide working table top, key board tray, drawer with telescopic channels ( <u>Ebco/ Godrej make</u> )(TOP DRAWER SHOULD BE DIVIDED INTO SECTIONS SO AS TO PILE DIFFERENT CURRENCY NOTES SEPERATELY) and cupboard. All exposed surfaces (such as counter front, sides, drawers and cupboard etc) to be finished with 1mm thick laminate of approved make. Tabletop shall be finished with 1mm thick laminate. all unexposed portion shall be finished with 0.8mm thk laminate from make mentione above. The work includes fixing of furniture locks, wire managers, spirit polish of steam beach wood beading/ lipping etc. complete in all respects to the entire satisfaction of Architect	5	RFT		
d	<b>RUNNING STAFF TABLE</b> Providing and fixing of COMPUTER work Stations as per layout plan, 2'-6" high working top ( As per drawing) made up of 19mm BWP board of <u>CENTURY/ GREEN</u> Make, finished with 1 mm thick laminate of <u>CENTURY/ AMULYA/ GREENLAM</u> Make, shade as approved as per the detailed drawing . The tables shall have 2'-6" X 11'-0" table top as per approved shade and color as below mention dimension. <i>All exposed surfaces (such as counter front, sides, drawers and cupboard etc.) must be finished with 1mm thick laminate of approved make (with 10mm thick glass on table top with edge grinding and round corner). Tabletop shall be finished with 1mm thick laminate. all unexposed portion shall be finished with 0.8mm thk laminate from make mentione above.</i> Each unit of table shall be provided with keyboard tray with telescopic channels( <u>EBCO/ GODREJ</u> ). Tabletop shall be finished with 1.0mm laminate of approved shade & quality. The work includes fixing of wire managers, locks, footrests, spirit polishing the steam beach beading, lipping, exposed frame, etc. as per drawings, and all unexposed portion shall be finished with 0.8mm thk laminate from make mentione above . complete in all respects to the complete satisfaction of the Architect/Bank.		RFT		
(i)	<b>PANTRY TABLE</b>				
5	<b>FULL HEIGHT STORAGE AT 7' HT.</b>				





a	<p><b>7'-0" HEIGHT STORAGE CABINETS[ BACK OFFICE AREA]</b>          Providing &amp; fixing STORAGE CABINETS of 7'-0" ht and 1'-4" deep as per layout plan made up of 19mm BWP board of <u>CENTURY/ GREEN</u> Make and finished with 1mm thick laminate of <u>CENTURY/ AMULYA/ GREENLAM</u> Make, shade as approved and per detailed drawing. With 2-3 shelves made up of 19mm thick commercial board, all unexposed portion shall be finished with 0.8mm thk laminate from make mentione above. The work includes supplying, fixing of hinges, magnetic catchers, handles, locks, teak lipping etc complete in all respects to the complete satisfaction of the Architect.</p>	0	SQFT		
	<b>LOW HEIGHT STORAGE AT 2'6" HT.</b>				
b	<p><b>2'-6" HEIGHT STORAGE CABINETS[ BACK OFFICE AREA]</b>          Providing &amp; fixing STORAGE CABINETS of 2'-6" ht and 1'-4" deep as per layout plan made up of 19mm BWP board of <u>CENTURY/ GREEN</u> Make and finished with 1mm thick laminate of <u>CENTURY/ AMULYA/ GREENLAM</u> Make, shade as approved and per detailed drawing. With 2-3 shelves made up of 19mm thick commercial board, all unexposed portion shall be finished with 0.8mm thk laminate from make mentione above. The work includes supplying, fixing of hinges, magnetic catchers, handles, locks, teak lipping etc complete in all respects to the complete satisfaction of the Architect.</p>	0	SQFT		
c	<p><b>VOUCHER STAND</b>          Providing and fixing VOUCHER STAND, excluding Clearing &amp; Suggestion Box, cheque drop box, writing top at 3'9" height . provide space for vouchers and 3'x2' soft board-as per specifications laid down in the detailed drawing and as per Bank specifications. all unexposed portion shall be finished with 0.8mm thk laminate from make mentione above.</p>	1	NO.		
d	<p><b>COLUMN/WALL PANNELING (ONLY IN COLUMNS OF BANKING HALL)</b>          Providing and fixing of COLUMN PANNELING (8'-6" Ht.) as per design, consisting of 6mm thick BWP ply <u>CENTURY/ GREEN</u> Make fixed on wall with 1.5 mm aluminum section . The above shall be laminated with 1mm thick mica <u>CENTURY/ MERINO/ GREENLAM</u> Make, ,work complete in all respects as per detailed drawings to the complete satisfaction of the Architect.</p>	285	SQFT		
e	<p>Providing &amp; fixing <b>ELECTRICAL PANEL BOXING</b> of 8'-6" ht and depth as per size of the electrical panel, layout plan made up of 19mm BWP board of <u>CENTURY/ GREEN</u> Make and finished with 1mm thick laminate of <u>CENTURY/ AMULYA/ GREENLAM</u> Make, shade as approved all unexposed portion shall be finished with 0.8mm thk laminate from make mentione above.r. A fix glass window should also be given to show the indicator LEDS of the panel inside. The work also includes supplying, fixing of hinges, magnetic catchers, handles, Steam Beach lipping, Ventilator Grill etc complete in all respects to the complete satisfaction of the Architect.</p>	0	NO.		




6		Providing & fixing rubber mat [2.5 mm thick ] in ups room	35	SQFT		
7		<b>vertical blinds :</b> Providing & fixing levelor 10mm vertical blinds having top rail 39mmX34mm hgh with wall thicknessof 1.2mm having 25mm decorative insert. Control unit shall be of Derlin. Plastic runner shall be moulded from Derlin plastic with artification head rail & the top end of the louver fabric shall be polyster viscose/polyster yarn dyed in fast colour with or without protective coating on louvers with chemical for stain resistance and soil repetancy and shall have GI weight and steel/polymer ball chain for spacing. The top rail should be fixed on bracket of 14 SWG galvanized spring steel fixed firmly on walls by nylon plug and screw as per approved design and direction of the Architect. (Makes - Vista, Universal ).	0	SQFT		
8	a	<b>(CHECK DROP BOX)</b> Providing and fixing one suggestion box, made with 12 mm ply as per standard design and specifications of the Bank, fully complete, lock, lettering on top, etc.	1	EACH		
	b	<b>(SUGGESTION BOX)</b> Providing and fixing one suggestion box, made with 12 mm ply as per standard design and specifications of the Bank, fully complete, lock, lettering on top, etc.	1	EACH		
	c	<b>(NOTICE BOARD)</b> Providing and fixing a notice board near the Waiting area, frame to be made of 1st quality hardwood, and infill of 12 mm thick 'Celotex, board, duly covered with "Matte" quality cloth of approved colour and make.The frame is to be securely fixed to the wall, all complete as per directions for the Architect / Employer. Size: 4'-6" x 3'-0".	1	EACH		
9		<b>(ALUMINIUM MESH ON TOP OF CASH CAGE)</b> Providing and fixing aluminium mesh cage on top of cash cage area, all complete with polished gambhar wood frame, duly supported at regular intervals to prevent sagging, all complete.	50	SQFT		
10		<b>RUNNING FRONT 12 MM THIK.GLASS</b> Providing and fixing 12MM THK. GLASS 1'6" HT. WITH ALL FITTING ON RUNNING OFFICE TABLE.	36	SQFT		
11		<b>ATM WALL PANELLING WITH ACP (ALUMINIUM COMPOSITE PANEL):-</b> Providing and fixing in position ACP panelling with Aluminium framing of aluminium tube sections of min. 1.5"x1" and 20 gauge @2'-0" c/c both ways.Acp to be in 2'-0" wide panels or distributed equally. The panels to be fixed to the frame with 3M or equivalent adhesive. Joints to be finished with silicon based sealent.ACP thickness of 3mm min. Aluminium foil thickness to be 0.20mm.ACP only on the ATM side with thickness of 3mm min, of approved shade and make, in plumb, line and level complate as directed) including front rolling shutter cover 1. ENTRANCE SHUTTER WITH ATM , TOTAL FRONT AREA COVER BOX WITH ACP	195	SQFT		
		<b>TOTAL</b>				
		<b>TOTAL [IN WORD]: + GST</b>				<b>GST</b>





		NOTE: Rates in the estimate are as per Prevailing Market Rates. Any removing and dismantling and disposal of scraps are included in the scope of the work. It may include minor civil dismantelling work too. Contractors are requested to visit site before quoting rates.				





# BOQ OF COST

INTERNAL ELECTRIFICATION OF

UCO BANK AKBARNAGAR

I. ELECTRICAL WORKS-12.10.2025

## Part-A


SL. NO.	DIFFERENT HEADS OF WORK	AMOUNT IN RS.	REMARKS
1	Sub Head - I (WIRING )		Based on Schedule of Rates Government of Bihar.(2018) / M.R
2	SUB HEAD - II (SUPPLY OF CABLE MAIN & SUBMAIN)		Based on Schedule of Rates Government of Bihar.(2018) / M.R
3	SUB HEAD - III (SUPPLY & MAKING OF EARTHPIES)		Based on Schedule of Rates Government of Bihar.(2018) / M.R

## Part-B

4	SUB HEAD - IV (SUPPLY OF FIXTURES & FANS)		Based on Schedule of Rates Government of Bihar.(2018) / M.R
5	SUB HEAD - V ( DATA CABLE FOR COMPUTER WIRING)		Based on Schedule of Rates Government of Bihar.(2018) / M.R
	<b>TOTAL</b>	-	




<b>(REQUIRE INVERTOR POWER FOR LIGHT POINT LOAD IF YOU REMOVE THE GENRATOR)</b>					
<b>SL. NO.</b>	<b>ITEM OF WORK</b>	<b>UNIT</b>	<b>QTY</b>	<b>WATTS</b>	<b>TOTAL WATTS</b>
1	Power consume of 9/11 watt LED lamp, types of lamp in the existing electrical fitting/ fixtures etc. as required	Each	10	9	90
2	Power consume of 20/22W 6500k LED 4FecTube Luminaries batten fitting complete with electronic driver and LED tube etc.	Each	14	22	308
3	Power consume of 375 mm 230 volts sweep Exhaust fan with plastic body and blade, slef closing louvers in this fan, to provide off mode protection against brids etc as per req.	Each	3	60	180
4	Power consume of 1200 mm sweep ceilling fan three coat metallic paint system, high speed, wider tip blades, improved performnce even at low voltage inclusive of all taxes, royalty etc.	Each	8	60	480
6	Power consume of electronic musical call bell suitable foe single phase 230 volts.commissioing and connection etc.	Each	1	40	40
7	Power consume of 400 mm, 230 v A.C. wall/cabin fan including fixing the bracket, making connection, testing, commissioning etc	Each	2	60	120
8	Power consume of ceilling mounted 12 watt LED vertical downlighter complete with all accessories and replaceable electronic driver, etc.	Each	8	12.00	96.00
9	Power consume of indoor recess mounting 36 watt LED flat panel luminaire suitable for armstrong / grid ceiling and complete with electronic driver etc.	Each	1	36.00	36.00
	<b>TOTAL SUB HEAD-VI</b>				<b>1350</b>
<b>TOTAL LIGHT POINT LOAD =1665 WATTS SAY REQUIRE INVERTOR 2KVA/220VOLTS IF YOU REMOVE THE GENRATOR)</b>					





**ESTIMATE OF ELECTRICAL WORKS****SUB HEAD - I (WIRING)****Part-A**

SL. NO.	ITEM OF WORK	UNIT	QTY	RATE	AMOUNT
1. 1.3.3 (C)	Wiring for Light / Fan/Wall fan / Exhaust Fan / Call Bell point with 1.5sq.mm FR PVC insulated Copper Conductor single core cable in recessed medium class PVC Conduit in surface / recessed Modular type switch. Modular Plate, suitable size PVC/GI box etc. (Group-C) as required, all complete as per instructions of Elec.Er. / Architect.	Light Point	36		
2. 1.7.1	Wiring for switch board and 5A socket power circuit/submain wiring along with earth wire with 2x1.5 sq. mm +1x1.5 FR PVC insulated copper conductor single core cable in surface / recessed medium PVC conduit. as required, all complete as per instructions of Elec.Er./ Architect.	Mtr.	156		
3. 1.7.2	Wiring for Computer Raw and UPS circuit/submain wiring for 5A power point along with earth wire with 2x2.5 sq. mm +1x2.5 FR PVC insulated copper conductor single core cable in surface / recessed medium PVC conduit. as required, all complete as per instructions of Elec.Er./ Architect.	Mtr.	190		
4. 1.7.3	Wiring for circuit/submain wiring for 15A power and A.C. power point along with earth wire with 2x4 sq. mm +1x4 FR PVC insulated copper conductor single core cable in surface / recessed medium PVC conduit. as required, all complete as per instructions of Elec.Er./ Architect.	Mtr.	82		
5. 1.7.3	Supply & Fixing for sub main from L.T Panel to Light point D.B's- 2 x 4sq. mm PVC insulated copper conductor single core cable in recessed PVC conduit with 1x4 sq mm PVC insulated copper conductor single core cable for loop earthing as required, all complete as per instructions of Elec.Er / Architect. .	Mtr.	18		
6. 1.7.3	Supply & Fixing for sub main from L.T Panel to Raw point D.B's- and UPS Panel to UPS D.B'S.- 2 x 4sq. mm PVC insulated copper conductor single core cable in recessed PVC conduit with 1x4 sq mm PVC insulated copper conductor single core cable for loop earthing as required, all complete as per instructions of Elec.Er / Architect. .	Mtr.	32		
7. 1.24.1 1.24.4	Supplying and fixing 5 pin, 5/6 amps socket outlet and 5/6 amps Modular type switch connection etc up-on switch board, as required.all complete as per instructions of Elec.Er / Architect.	Set	8		
8. 1.24.6	Supplying and fixing 1nos Modular type 5Amp 5 pin socket with 5Amps switch, Modular Plate, suitable size PVC/G.I. box as required. all complete as per instructions of Elec.Er. / Architect.	Set	12		
9. 01.32	Supplying and fixing 1nos Modular type 15Amp 6 pin socket with 15Amps switch, Modular Plate, suitable size PVC/G.I. box as required. all complete as per instructions of Elec.Er. / Architect.	Set	1		
10. 02.19	Supplying and fixing 20Amp 240 volts SPN MCB industrial type, power socket with 25Amp SPN MCB and 25 Amps Top in proper size steel box and plate as required. all complete as per instructions of Elec.Er. / Architect.	Set	5		
11:03:09	Supplying and drawing fixing 8 SWG copper conductor wire for loop earthing as required.	Mtr.	36		



12. 1104	Supplying and drawing fixing 6SQ.MM copper conductor wire for loop earthing as required.	Mtr.	32		
13. M.R	S/I/T/Commissioning of 5 Kva UPS- PRIMARY & SECONDARY consist of:-40Amps SPN incomer MCB with 60 amps TPN conector and outgoing 2 Nos 25Amps SPN power socket in MS Enclosure box as required, all complete as per instructions of Bank / Architect.	Set.	1		
14. Computer	Supplying and fixing Computer RAW and UPS power supply with 2nos.black and 2nos.white type 5Amp 5 pin socket with 5Amps switch, Modular Plate, suitable size PVC/G.I. box as required. all complete as per instructions of Elec.Er. / Architect. (11A+11B+11C+11D)	Set	8		
14A. 1.24.1	Supplying and fixing 5/6Amps modular switch as required.(4x81.00=324.00)	Each	4		
14B. 1.24.4	Supplying and fixing 5/6Amps modular 3 pin , 5/6 amps socket outlet as required.(4X122.00=488.00)	Each	4		
14C. 1.27.6	Supplying and fixing 12 modules, GI box along with modular base and cover plate for modular switches in recess etc as required.(1X423.00=423.00)	Each	1		
14D. 1.28.6	Supplying and fixing 12Modular base and cover plate on existing modular metal boxes etc. as required.(1X218.00=218.00)	Each	1		
15. 01.33	Supplying and fixing ceiling rose 2 pin 6amps on existing junction box/ wooden block including connection etc. as required.	Each	7		
16. 01.34	Supplying and fixing brass/ angle holder on existing junction box/ wooden block including connection etc. as required.	Each	7		
17. 1.24.6	Supplying and fixing Telephone socket outlet modular switch/socket on the existing modular plate and switch box including connections but excluding modular plate etc. as required.	Set	2		
18. 1.27.1	Supplying and fixing Telephone 1 or 2 modular 75mmx75mm size / modular, GI box along with modular base and cover plate for modular telephone socket and bell push switch in recess etc. as required.	Set	2		
19. 1.27.1	Supplying and fixing Telephone 1 module modular base and cover plate on existing modular telephone socket and bell push switch's GI metal boxes in recess etc. as required.	Set	2		
20. 1.16.2	Supplying and drawing two pair 0.5 sq. mm two pair FR PVC insulated annealed copper conductor, unarmoured telephone cable in the existing surface / recessed PVC conduit as required.	Mtr.	68		
21. 1.24.8	Supplying and fixing call-bell modular switch/ socket on the existing modular plate & switch box including connections but excluding modular plate etc. as required.	Set	1		
22. 1.25.0	Supplying and fixing stepped type electronic fan regulator on the existing modular plate/ switch box including connections but excluding modular plate etc. as required.	Set	2		
23. 2.8.9	Supplying & fixing of Singal phase 2+12 way double door S.P.N, D.B board for circuit distribution on surface / recess double door complete with tinned copper bus bars, neutral link, earth bar, din bar, detachable gland plate inter connections including painting, earthing etc. as required. all complete as per instructions of Elec.Er. / Architect.	Each	3		





24. 2.17.2	(iii) Supplying and fixing 40A rating, double pole, (single phase and neutral), 240 volts, residual current circuit breaker (RCCB), having a sensitivity current upto 300 milliamperes in the existing MCB DB complete with connections, testing and commissioning etc. as required.	Each	3		
25	Supplying & fixing of following rating and series miniature circuit breaker and residual current circuit breaker in the existing MCB DB complete with connection testing and commissioning etc. as required. all complete as per instructions of Elec.Er. / Architect.				
25. 2.12.1	(i) 06A/10A, SP, M.C.B-'B' (Light)	Each	18		
25. 2.12.2	(ii) 10A,SP, MCB-'C'(UPS & RAW) -for three computer	Each	14		
25. 2.12.3	(iii) 32A/40A SPN MCB-'B'	Each	3		
26. 2.5.4	Providing and fixing 300amps capacity busbar chamber with 4 strips of suitable size made of copper, heavy duty, complete with all accessories including connections, earthing the body etc. as required.	Set	1		
27. 2.5.3	Providing and fixing 200 amps capacity busbar chamber with 4 strips of suitable size made of copper, heavy duty, complete with all accessories including connections, earthing the body etc. as required.	Set	1		
29. 2.4.2	Providing and fixing 100amps, rating and 16 ka.breaking capacity MCCB in made of existing 1.6mm thick sheet steel enclosure duly painted with powder coating, wall straps cubicle panel board including drilling holes in cubicle panel, making connections, etc. as required.	Each	1		
30. 2.12.3	Providing and fixing 32 amps, rating and 10 ka.breaking capacity MCB, SPN in made of existing 1.6mm thick sheet steel enclosure duly painted with powder coating, wall straps cubicle panel board including drilling holes in cubicle panel, making connections, etc. as required.	Each	4		
31. 2.7.5	Providing and fixing 63A capacity four pole ONload/panel mounted changeover switches inside the existing cubical panel board including drilling holes in cubicle panel, making connections etc. as required.	Each	1		
32. M.R	Providing and fixing 32A/32A capacity four pole ONload/panel mounted ACCL OR ATS (Auto Transfer switche) inside the existing cubical panel board including drilling holes in cubicle panel, making connections etc. as required.	Each	1		
33. 02.20	Providing and fixing M.V danger notice plate of 200mmx150mm made of mild steel at least 2mm thick, vitreous enameled white on both side and with inscription in singale red colour on front side in excluding cubical panel as required.	Each	1		
34. 8.10.4	Supply and fixing digital voltmeter, three phase in the existing cubical panel board including drilling holes in the panel board, making connection etc as required.	Each	1		
35. 8.10.6	Supply and fixing digital Ammeter, three phase with C.T. coil in the existing cubical panel board including drilling holes in the panel board, making connection etc.as required.	Each	1		
36. 2232	Providing and fixing C.T. coil as per require load in amps in side in excluding cubical panel as required.	Each	3		
37. 2319	Providing and fixing selector switch for analog ammmeter as per require load in amps on front side in excluding cubical panel as required.	Each	1		
38. 2318	Providing and fixing Pilot lamp for indicator on front side in excluding cubical panel as required.	Each	3		



39. 8.10.2	Providing and fixing wall mounting iron sheet cubical panel board, fabricated with 16 SWG guage Iron sheet, suitable size for panel mounted disconnector, including, busbar chamber, insulator, nut-bolt and painting etc. as per require. size made 4'-0"x 5'-0"x12"=20sq.feet.	Sq.feet	20		
40. 2.12.2	Providing and fixing 25 amps, rating and 10 ka.breaking capacity MCB, SPN for A.C power supply in made of existing 1.6mm thick sheet steel enclosure duly painted with powder coating, wall straps cubicle panel board including drilling holes in cubicle panel, making connections, etc. as required.	Each	5		
41. MR	Providing and fixing 63 Amps phase selector switch-1 nos.( make-KEC, L&T or Grafe ) for analog with light point bus-bar as per require load in amps on front side in excluding cubical panel as required.	Set	1		
	<b>TOTAL SUB HEAD-I</b>				





SUB HEAD - II (SUPPLY OF CABLE MAIN & SUBMAIN)					
SL. NO.	ITEM OF WORK	UNIT	QTY	RATE-Rs.	AMOUNT-Rs
1.	Supply & laying for sub main from L.T line & DG line following sizes and core PVC/XLPE insulated PVC sheathed, heavy duty, armored electrical cable with aluminum conductor for working voltage up to and including 1100 volts.(Conforms to IS:1554.part-1) with 8 no. SWG die bare copper conductor wire for loop earthing, proper laying on wall or roof, thumbnail clipping and use proper size cable gland for cable sport etc. as required. all complete as per instructions of Elec.Er. / Architect. (FINOLEX,R.R.CABLE,L&T)				
2205	(i) 25 sq.mm. 3.5 core (AL.) for L.T line.	Mtr.	30		
2203	(ii) 16sq.mm.2 core (AL.) for D.G. line.	Mtr.	35		
	<b>TOTAL SUB HEAD-II</b>				
SUB HEAD - III (SUPPLY & MAKING OF EARTH PITS)					
SL. NO.	ITEM OF WORK	UNIT	QTY	RATE-Rs.	AMOUNT-Rs
1. 3.21 OR 3.6+3.8+3.9	Providing chemical/mineral maintenance free earthing system comprising of copper coated earth electrode 3 metre length and 17.2 mm outer dia along with 25 kg earth conductivity enhancing back fill mineral compound for earth inspection pit etc. as required. <b>OR</b> Supply, Fixing & Hole cutting in earth as per drawing of (CU) (600mm X 300mm X 3mm) plate electrode earth, all complete as per specifications and drawings attached.(1No. EARTH for UPS Main neutral only.) -The rate shall be inclusive of submission of TEST REPORT (2 Ohm) of each earth pit and <u>-Caution Note -The rate shall be inclusive of submission of TEST REPORT (2 Ohm) of each earth pit and TESTING shall be carried out in front of Officials / Consultant.</u>	Each	4		
	<b>TOTAL SUB HEAD-III</b>				
SUB HEAD - IV (SUPPLY OF FIXTURES & FANS)					
SL. NO.	ITEM OF WORK	UNIT	QTY	RATE-Rs.	AMOUNT-Rs
1 6.1.33	Supplying and fixing of 10/12 watt LED lamp types lamp in the existing electrical fitting/ fixtures etc. as required	Each	7		
2. 5.9.3	Supplying, Installation, testing and commissioning wall mounted 20/22W 6500k LED 4Feet Tube Luminaries batten fitting complete with electronic driver and LED tube etc. directly on wall/ceiling including connection with 1.5 sq. mm. FR PVC insulated copper conductor cable and earthing the body etc. as require	Each	5		
3. 8.11.5	Supplying and fitting 375 mm 230 volts sweep Exhaust fan with plastic body and blade, self closing louvers in this fan, to provide off mode protection against birds etc as per req. approved	Each	3		
4. 8.11.2	Supplying and fitting 1200 mm sweep ceiling fan three coat metallic paint system, high speed, wider tip blades, improved performance even at low voltage inclusive of all taxes, royalty etc. connection with 1.5 sq. mm. FR PVC insulated copper conductor cable and earthing the body etc. as per require. approved equivalent.	Each	3		
5. 1.38	Supplying and fitting electronic musical call bell suitable for single phase 230 volts.commissioning and connection etc. as per require. approved equivalent.	Each	1		



6. 8.11.7	Supply and installation of 400 mm, 230 v A.C. wall/cabin fan including fixing the bracket, making connection, testing, commissioning etc as required.	Each	13		
7. 5.11.4	Supplying and fixing ceiling mounted 12 watt LED vertical downlighter complete with all accessories and replaceable electronic driver, directly on false ceiling including connection with 1.5 sq.mm FR PVC insulated copper conductor cable and earthing the body etc. as required. approved equivalent.	Each	12		
8. 5.11.1	Supplying and fixing indoor recess mounting 36 watt LED flat panel luminaire suitable for armstrong / grid ceiling and complete with electronic driver etc. directly on false ceiling including connection with 1.5 sq.mm FR PVC insulated copper conductor cable and earthing the body etc. as required	Each	14		
	<b>TOTAL SUB HEAD-IV</b>				



SUB HEAD - V ( DATA CABLE FOR COMPUTER WIRING)					
SL. NO.	ITEM OF WORK	UNIT	QTY	RATE-Rs.	AMOUNT-Rs
D	UPS / COMPUTER / TELEPHONE WIRING:				
1. M.R.	S/I/T/Commissioning of 2 Meter Patch Cord as required, all complete as per instructions of Bank / Architect.	Set.	8		
2. M.R.	Supplying/fixing of Cat-6 wire with 20mm. dia PVC/G.I pipe all complete or as per instruction Ele.Er. /Architect	Mtr	232		
3. M.R.	Supply & Fixing of RJ 45 in I.O. box & jack from Net-working switch Hub in each computer set all complete as per instuction of Ele.Er./Arch.	Set.	7		
4. M.R.	Supply & Fixing of 1 Nos. I.O. box & jack from Net-working switch Hub in each computer set all complete as per instuction of Ele.Er./Arch.	Set	7		
5. M.R.	S/I/T/C of CAT-6- 24 Port Switch.hub-Make-D-LINK.	Set	1		
10. M.R.	S/I/T/C of CAT-9 U Jack Panel set all complete as per instuction of Ele.Er./Arch..	Set	1		
11. M.R.	S/I/T/C of CAT-9 U Jack Rack set all complete as per instuction of Ele.Er./Arch..	Set	1		
12. M.R.	S/I/T/C of power line strip with 6nos.5Amp Moudlar type socket from UPS set all complete as per instuction of Ele.Er./Arch..	Set	1		
	<b>TOTAL SUB HEAD-V</b>				

